




Elsevier – Bibliometric Perspective on Critical Impact of Global Research (Trends & Benchmarks)

Ayhan Akanay Saracoglu

Senior Research Manager / Turkiye & Central Asia
ELSEVIER

a.saracoglu@elsevier.com



Global Overview On Publication Metrics (2013-2022)

World ☆

[Report from template](#)

2013 to 2022 All subject areas

ASJC

[Data sources](#)

- Summary
- Topics
- Collaboration
- Published
- Viewed
- Cited
- Authors
- Institutions
- Countries & Regions
- Patent Impact
- Awarded Grants

[+ Add Summary to Reporting](#) [Export](#)

Summary metrics

[+ Add to Reporting](#)

33,927,274 ▲

Scholarly Output ⓘ

39.4% All Open Access

[View list of publications](#)

25,170,687 ▲

Authors

1.00

Field-Weighted Citation Impact ⓘ

Yearly breakdown

477,916,451

Citation Count ⓘ

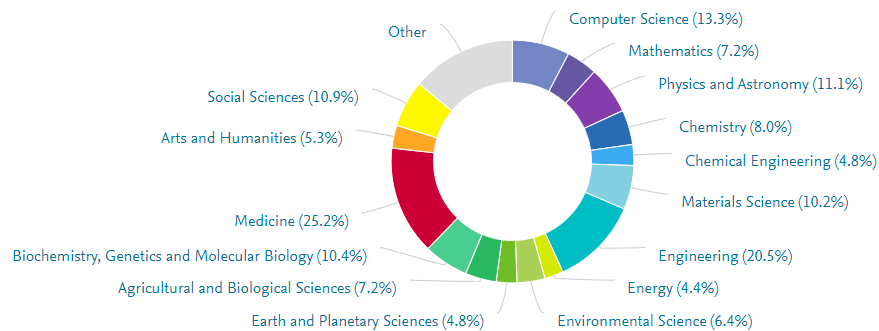
14.1

Citations per Publication ⓘ

Publication share by Subject Area

Donut Chart

Segment size represents relative publication share per Subject Area. Note that a publication can be mapped to multiple Subject Areas. [Learn more](#)



[> Analyze in more detail](#)

Global Trend On Scholarly Output (2013-2022)



SciVal

Overview

Benchmarking

Collaboration

Trends

Grants

Impact



World ☆



2013 to 2022



All subject areas



ASJC



Summary

Topics

Collaboration

Published

Viewed

Cited

Authors

Institutions



Overall

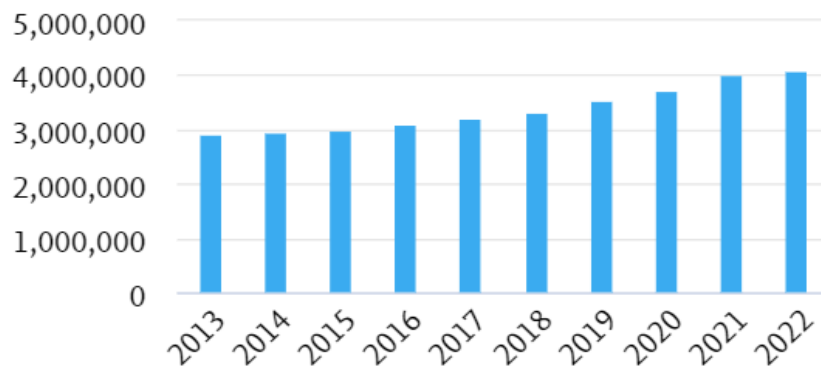
by Journal quartile

by Subject Area

by Scopus Source



Scholarly Output ⓘ



33,927,274

number of publications by authors in the World

[View list of publications](#)



Benchmark on Selected County Group's Number of Publications (2003-2023)

2003 to 2023 All subject areas

ASJC

Data sources

All Metrics Rankings Metrics

Table Chart

[Metric guidance](#) [+ Add to Reporting](#) [Export](#)

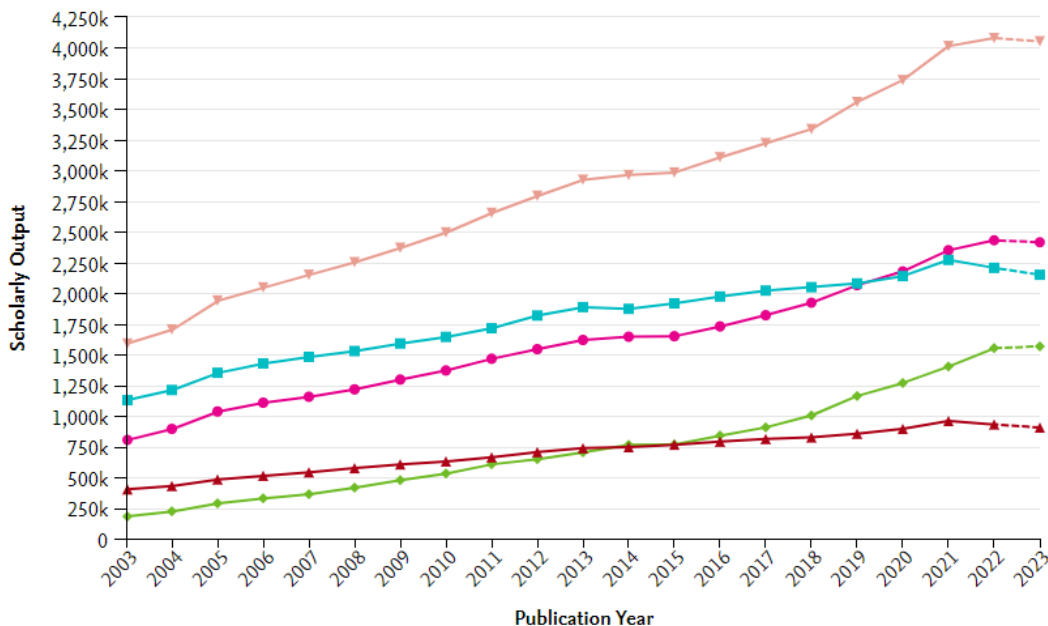
y-axis

x-axis

Bubble size

Scholarly Output

Publication Year



- World
- OECD - Organisation for Economic Co-operation and Development
- APEC - Asia-Pacific Economic Cooperation
- BRICS - Brazil, Russia, India, China, South Africa
- EU27 - European Union

Hide all chart labels

View list of Scopus Sources for the selected Researchers and Groups

Global Overview On Research Funding (2013-2022)

World ☆

2013 to 2022

All subject areas

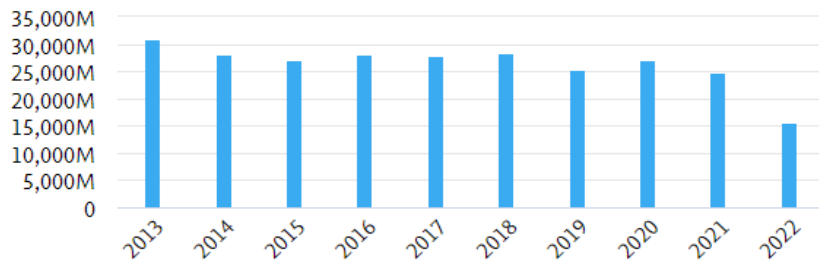
ASJC

Summary Topics Collaboration Published Viewed Cited Authors Institutions Countries & Regions Patent Impact **Awarded Grants**

Overall by Funding Body by Subject Area

Awards Value (USD) ⓘ

+ Add to f



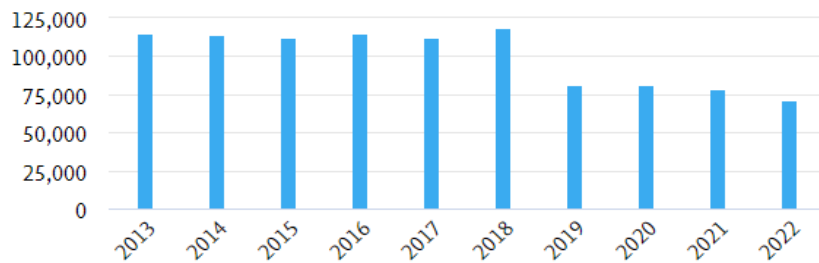
263,181M USD

value of awards in the World

[Learn more about this metric and how we capture funding data ↗](#)

Awards Count ⓘ

+ Add to f



999,304

count of awards in the World

[View list of awards](#)

Global Overview On Top Research Funding Bodies (2013-2022)

World

2013 to 2022



All subject areas

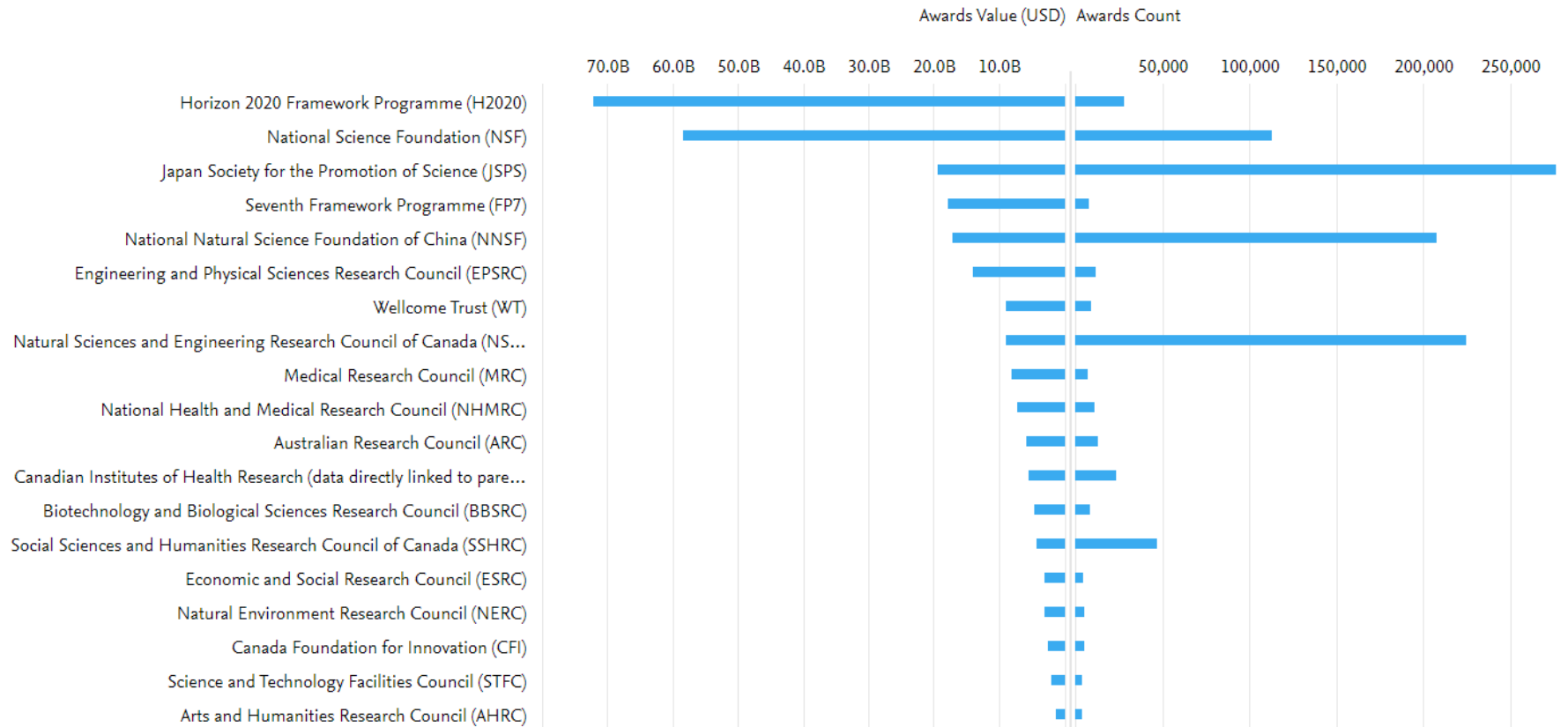


Awards Volume by Funding Body

[Metric guidance](#) [+ Add to Reporting](#) [Export](#)

Table Bar chart

View: Awards Value (USD) Awards Count share of total



Global Overview On Scholarly Output- Patent Impact (2013-2022)

World ☆

 Report from template


2013 to 2022



All subject areas



ASJC

 Data sources

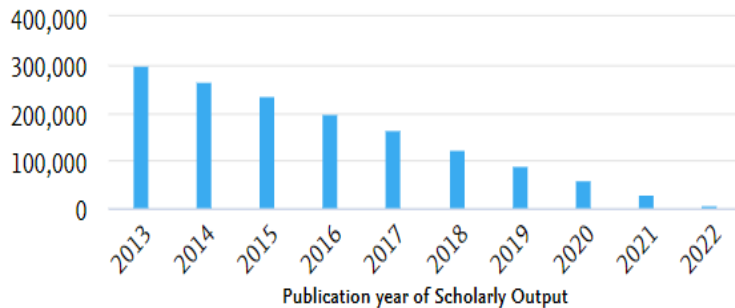
- Summary
- Topics
- Collaboration
- Published
- Viewed
- Cited
- Authors
- Institutions
- Countries & Regions
- Patent Impact
- Awarded Grants

Patent office All Patent Offices




Patents Count ^①

[+ Add to Reporting](#) [Export](#) 



774,824

count of patents citing the Scholarly Output published in the World

 View list of patents

Impact of Global Scholarly Output on Policy Making Organizations (2018-2022)

World ☆

Rep

2018 to 2022 All subject areas

ASJC

[Policy Coverage](#)

Summary [Output cited by Policy](#) [Citing Policy Documents](#)

Summary metrics

618,686

Scholarly Output cited by Policy ⓘ



[View list of publications](#)

[Analyze in more detail](#)

222,412

Citing Policy Documents ⓘ

[View list of policy documents](#)

1,797

Policy Bodies

[View list of Policy Bodies](#)

3.3%

Scholarly Output cited by Policy ⓘ

618,686 of 18,725,330 publications

1,504,430

Policy Citations ⓘ

162

Citing Policy Body Countries ⓘ

Impact of Global Scholarly Output on Policy Making Organizations (2018-2022)

World ☆

Report from template

2018 to 2022 All subject areas

ASJC

Policy Coverage Data sources

Summary [Output cited by Policy](#) [Citing Policy Documents](#)

Search results (222,412)

[+ Add to Reporting](#) [Export](#)

Sort by: [Scholarly References](#) View as: [List](#) [Table](#)

Hide article details in list view



Policy Document

Climate change and land :an IPCC special report on climate change, desertification, land degradation, sustainable land management, food security, and greenhouse gas fluxes in terrestrial ecosystems

United Nations

Publication Date January 01, 2019
 Policy Body Type Intergovernmental Organisation
 Languages English

[View Policy Document](#) [View Scholarly Output cited by Policy at Country/Region \(6,112\)](#)

6,112

Scholarly References



Policy Document

Climate Change 2022 : mitigation of climate change : Working Group III Contribution to the Sixth Assessment Report of the Intergovernmental Panel on Climate Change

United Nations

Publication Date January 01, 2022
 Policy Body Type Intergovernmental Organisation
 Languages English

[View Policy Document](#) [View Scholarly Output cited by Policy at Country/Region \(6,050\)](#)

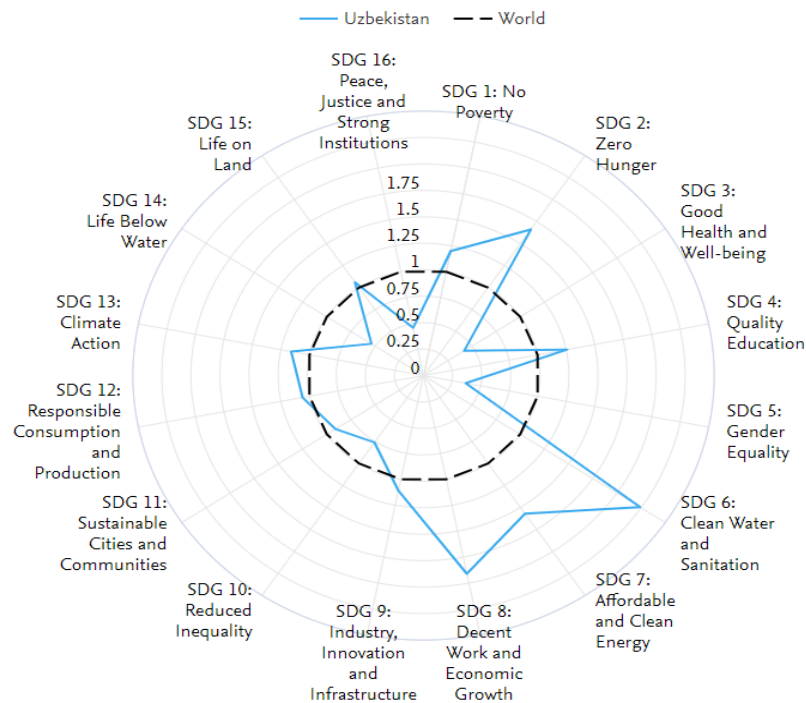
6,050

Scholarly References

Impact of Republic of Uzbekistan on UN SDGs (2013-2022)



The Relative Activity Index is defined as the share of a Country's Scholarly Output in a SDG relative to the worldwide share of Scholarly Output in that same SDG. [Learn more](#)



Impact of Research Activities Of Republic of Uzbekistan on UN SDGs (2013-2022)

Uzbekistan ☆

[Report from template](#)

2013 to 2022 All subject areas

ASJC

[Data sources](#)

Summary Topics Collaboration **Published** Viewed Cited Authors Institutions Patent Impact Awarded Grants

Overall [by Journal quartile](#) [by Subject Area](#) [by SDG](#) [by Scopus Source](#)

Publications by SDG

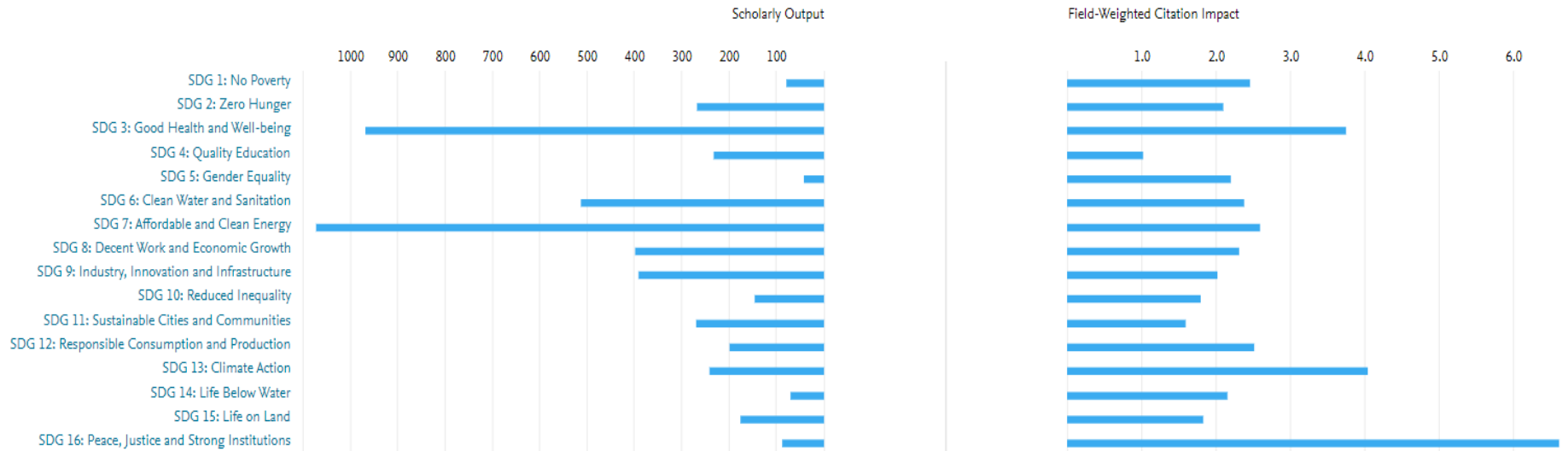
[Metric guidance](#) [+ Add to Reporting](#) [Export](#)

The United Nations Sustainable Development Goals (SDGs) challenge the global community to build a world where no one is left behind. [Learn more](#)

The listed SDGs are based on the Elsevier 2023 SDG Mapping

Table Bar chart Relative Activity Chart

Sort by [SDG name](#)



THANK YOU